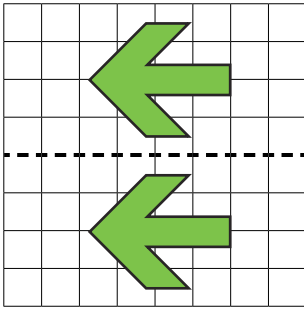


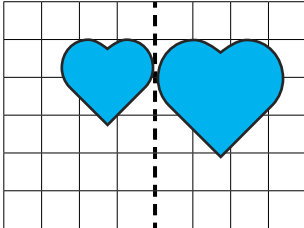
1) Which shape has not been reflected?



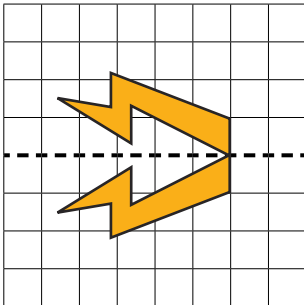
a)



b)

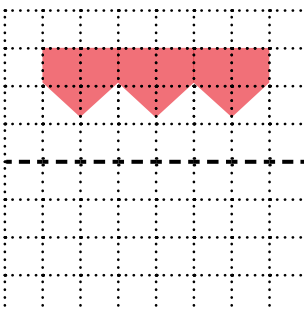
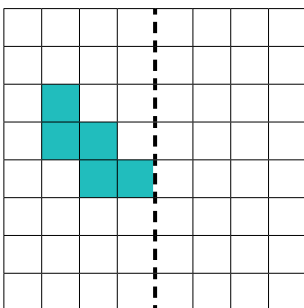
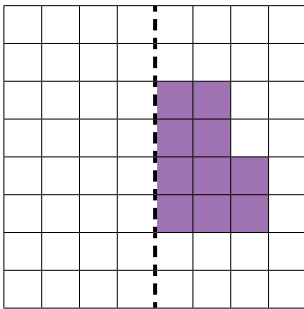


c)



What is the mistake?

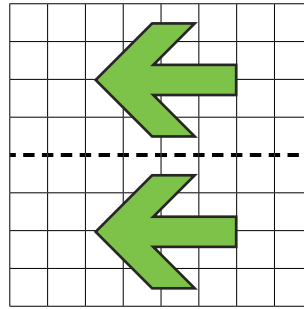
2) Reflect these shapes in the mirror line. You can use a mirror to help you.



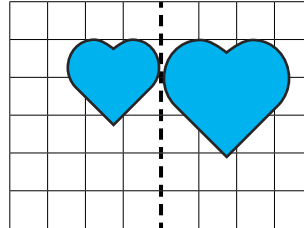
1) Which shape has not been reflected?



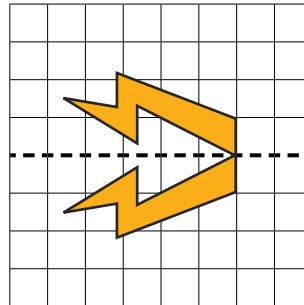
a)



b)

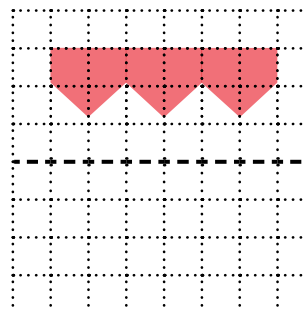
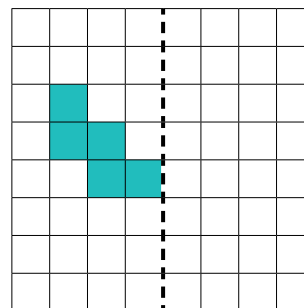
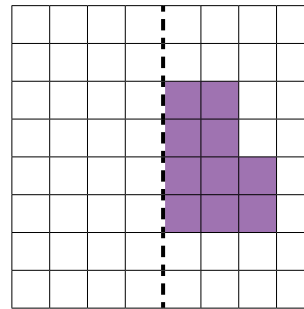


c)



What is the mistake?

2) Reflect these shapes in the mirror line. You can use a mirror to help you.



1) Shani and Kyle are reflecting shapes.



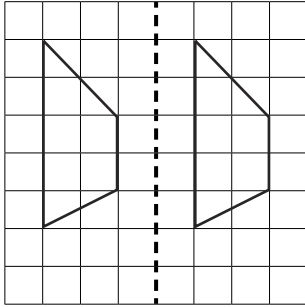
The trapezium has been reflected correctly.

Shani



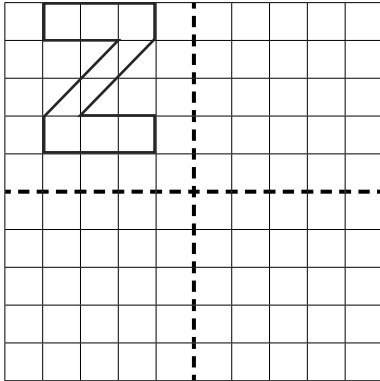
This shape has not been reflected.

Kyle



Who do you agree with and why?

2) Reflect the letter across both the vertical and horizontal mirror lines so the letter is reflected in all four quadrants. Use a pencil, ruler and mirror to help you.



twinkl.com

1) Shani and Kyle are reflecting shapes.



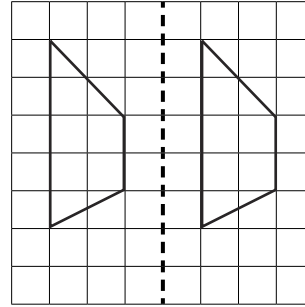
The trapezium has been reflected correctly.

Shani



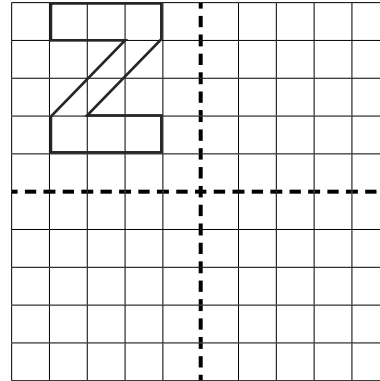
This shape has not been reflected.

Kyle



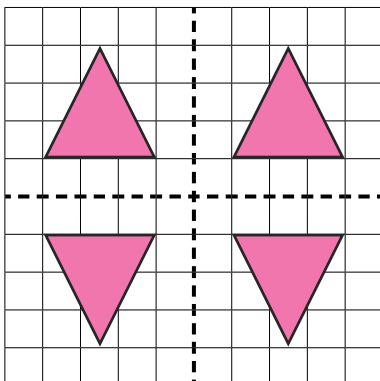
Who do you agree with and why?

2) Reflect the letter across both the vertical and horizontal mirror lines so the letter is reflected in all four quadrants. Use a pencil, ruler and mirror to help you.



twinkl.com

1) When reflecting through two mirror lines, although the triangles are congruent, they look 'upside down' to each other.

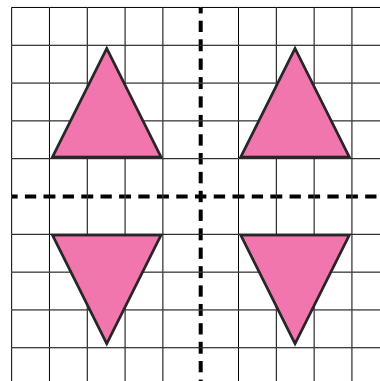


Which capital letters, when reflected through two mirror lines, look identical in all four reflections? Use squared or dotted paper to explore.
A B C D E F G H I J K L M N O P Q R U V W X Y Z

2) Using a pencil and ruler, draw the initials of your first and last name. Now reflect them in each quadrant.

twinkl.com

1) When reflecting through two mirror lines, although the triangles are congruent, they look 'upside down' to each other.



Which capital letters, when reflected through two mirror lines, look identical in all four reflections? Use squared or dotted paper to explore.
A B C D E F G H I J K L M N O P Q R U V W X Y Z

2) Using a pencil and ruler, draw the initials of your first and last name. Now reflect them in each quadrant.

twinkl.com